

# Business Information Report Snapshot

## NEW FLYER INDUSTRIES CANADA ULC

D-U-N-S: 20-571-5469

ADDRESS: 711 Kernaghan Ave, Winnipeg, MB, R2C 3T4, Canada

Date: 09/29/2021

### RISK ASSESSMENT

SCORES AND RATINGS				
Max. Credit Recommendation	PAYDEX® SCORE	Delinquency Predictor Percentile	Financial Stress Percentile	Supplier Evaluation Risk Rating
C\$ 600,000	71 LOW RISK	13 MODERATE-HIGH RISK	80 LOW-MODERATE RISK	2 LOW RISK

#### MAXIMUM CREDIT RECOMMENDATION

Overall Business Risk

Maximum Credit Recommendation

C\$ 600,000

The recommended limit is based on a moderate-high probability of severe delinquency.

Dun & Bradstreet Thinks...

- Overall assessment of this organization over the next 12 months: PAYMENT BEHAVIOUR CONCERNS
- Based on the predicted risk of business discontinuation: HIGH LIKELIHOOD OF CONTINUED OPERATIONS
- Based on the predicted risk of severely delinquent payments: HEIGHTENED POTENTIAL FOR SEVERELY DELINQUENT PAYMENTS

#### PAYDEX® SUMMARY

3 Months

70

Low Risk (100) High Risk (1)

When weighted by dollar amount, payments to suppliers average 15 days beyond terms. Value is based on payments collected over the last **3 months**.

24 Months

71

Low Risk (100) High Risk (1)

When weighted by dollar amount, payments to suppliers average 14 days beyond terms. Value is based on payments collected over the last **24 months**.

71

Low Risk (100)

High Risk (1)

Based on a D&B PAYDEX® of 71

Risk of Slow Pay  
**LOW**

Payment Behavior  
14 Days Beyond  
Terms

Business and Industry Trends

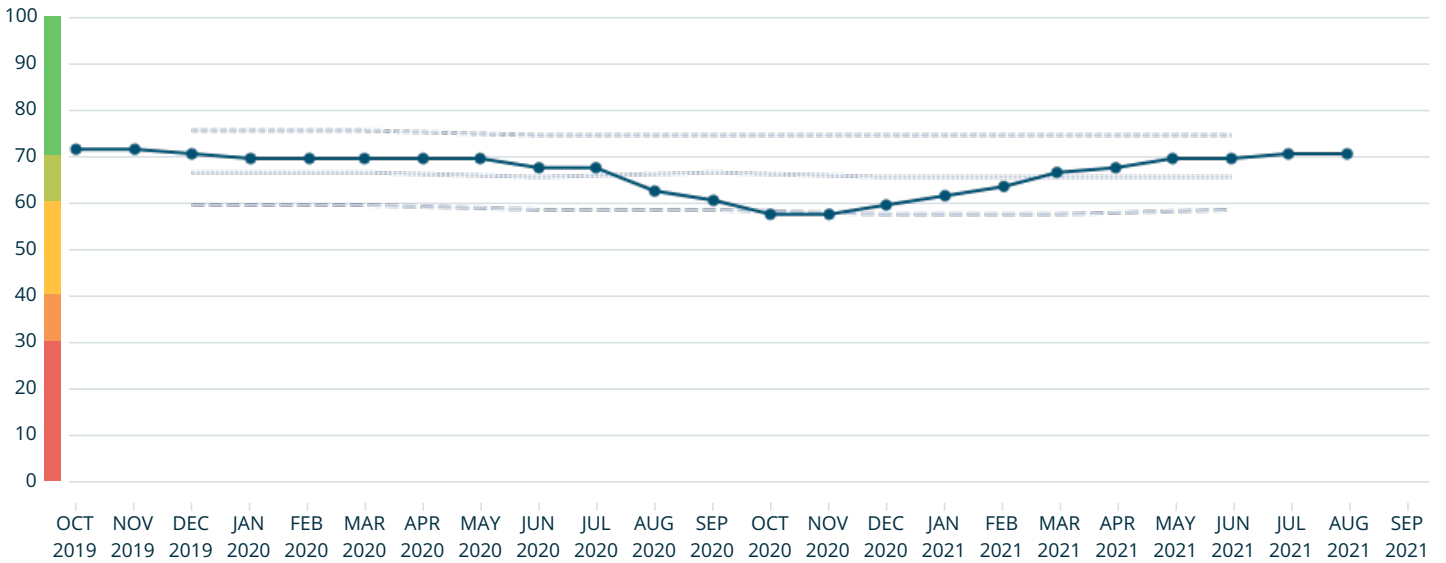
37110013 - Manufactures motor busses

Industry Median


Industry Upper

Industry Low

New Flyer Industries Cana



DELINQUENCY PREDICTOR SCORE



Based on a D&B Delinquency Predictor Percentile of 13

- Number of employees suggests potential lower risk
- The business operates in a high risk industry.
- No record of open suits/liens/judgements in D&B files in 3 years
- Payment information indicates slow payments are present
- D&B does not hold current financial information on this business

Level of Risk  
**MODERATE-HIGH**

Raw Score  
380

Probability of Delinquency  
33.16%

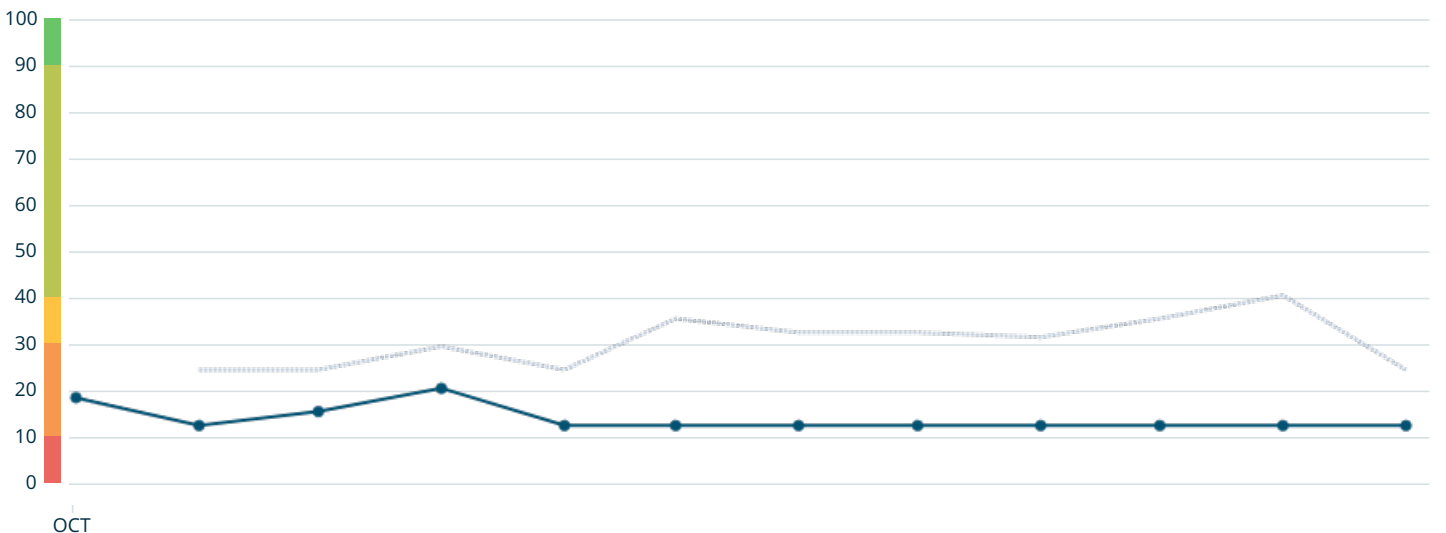
Compared to Businesses in D&B  
14.05%

Business and Industry Trends

37110013 - Manufactures motor busses

Industry Median

New Flyer Industries Cana



2020

NOV  
2020

DEC  
2020

JAN  
2021

FEB  
2021

MAR  
2021

APR  
2021

MAY  
2021


JUN  
2021

JUL  
2021

AUG  
2021

SEP  
2021

### FINANCIAL STRESS SCORE



Based on a D&B Financial Stress Percentile of 80

- Number of employees suggests potential lower risk
- Established company
- No record of open suits/liens/judgements in D&B files in 3 years
- Payment info indicate slow payments or negative comments
- Some trade experiences are paid within 30 days
- D&B does not hold current financial information on this business

Level of Risk  
**LOW-MODERATE**

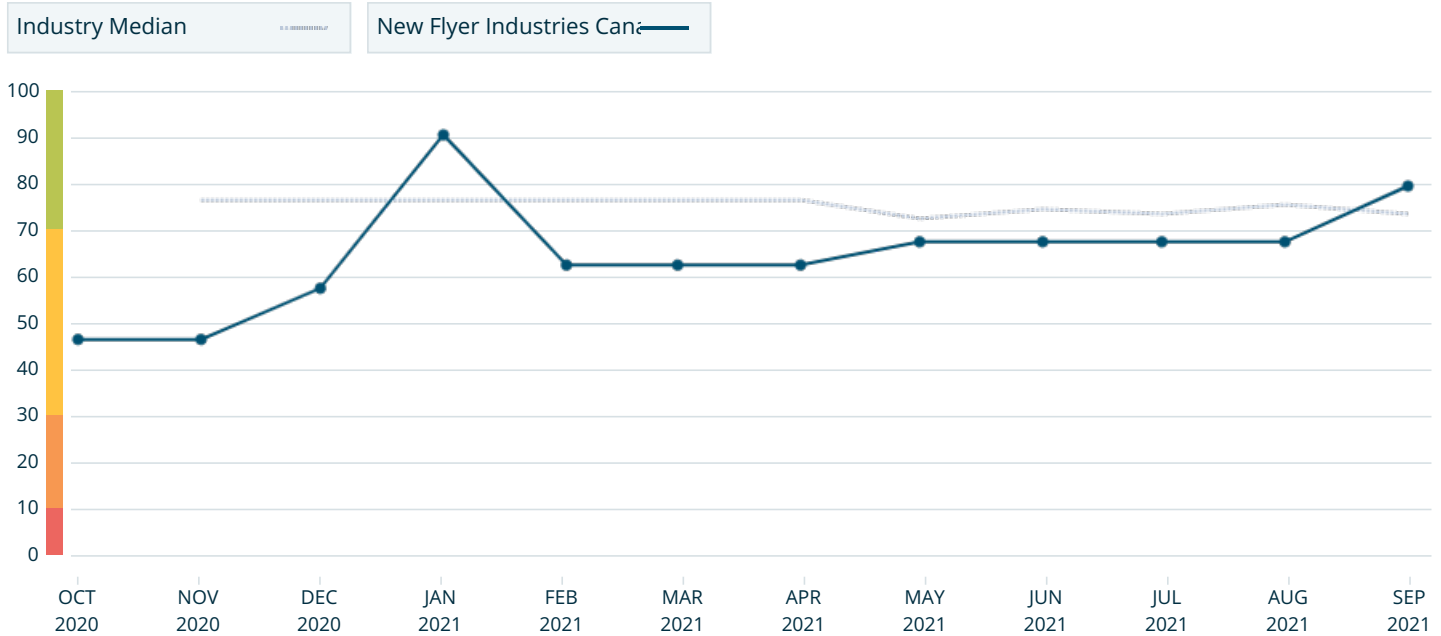
Raw Score  
1517

Probability of Failure  
0.12%

Compared to Businesses in D&B  
0.69%

### Business and Industry Trends

37110013 - Manufactures motor busses



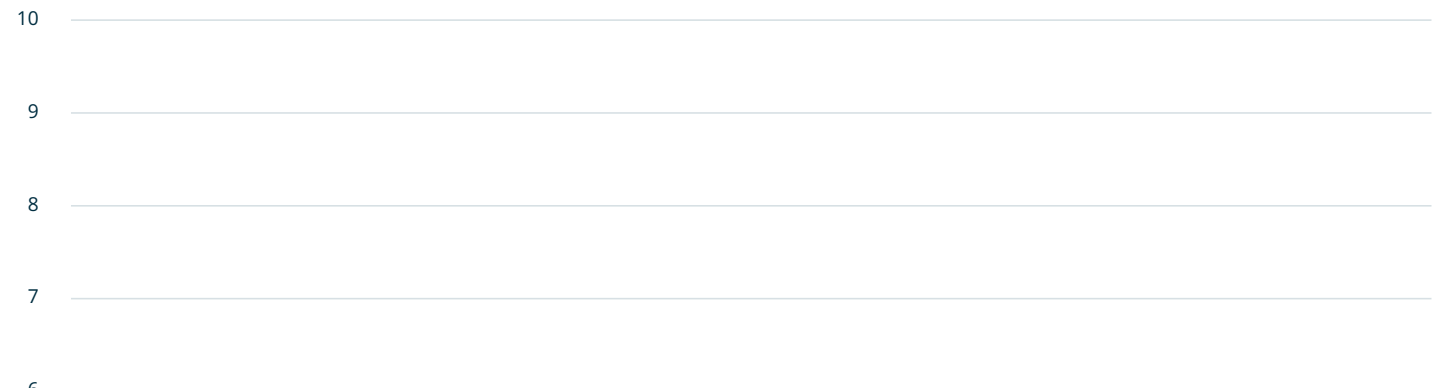
### SUPPLIER EVALUATION RISK RATING

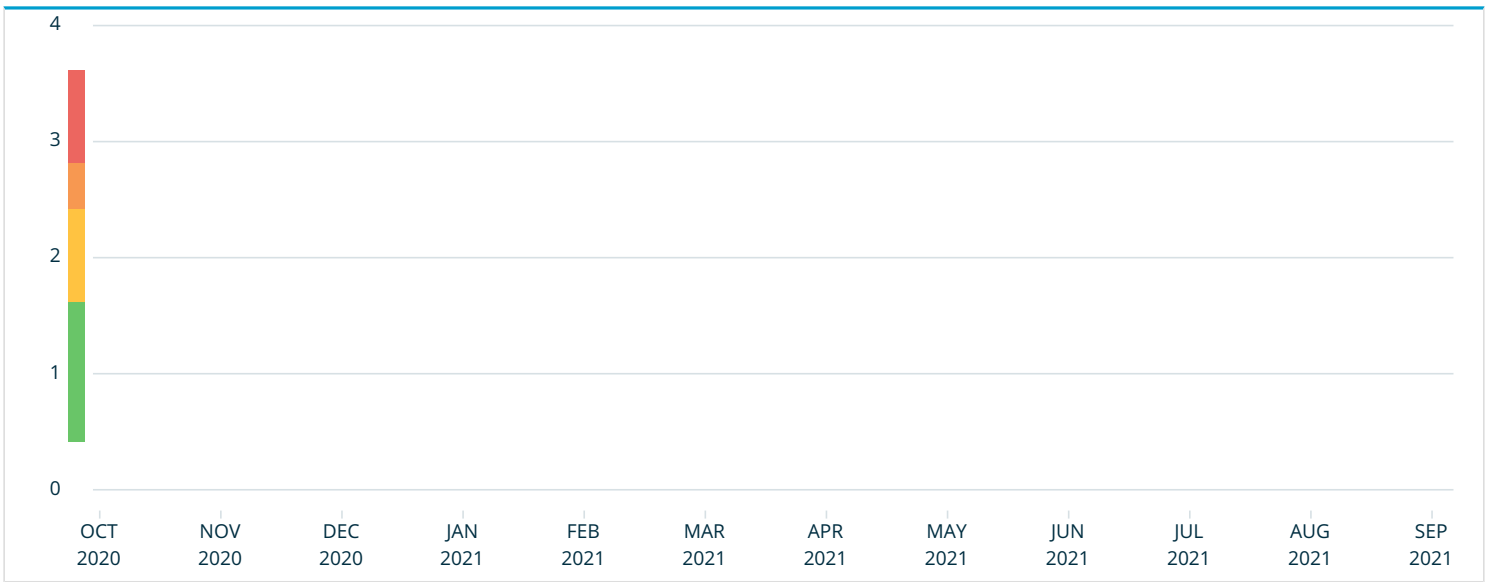


Based on a Supplier Evaluation Risk Rating of 2

### Business and Industry Trends

37110013 - Manufactures motor busses





**D&B RATING**







Current Rating as of 10-15-2020

Employee Size

**ER1:** 1000 or more employees

# TRADE PAYMENTS

TRADE PAYMENTS SUMMARY		Based on 24 months of data
<b>Overall Payment Behavior</b> <b>14</b> Days Beyond Terms  Highest Now Owing: C\$ 1,500,000	<b>% of Trade Within Terms</b> <b>72%</b>  Total Trade Experiences: 216 Largest High Credit: C\$ 1,500,000 Average High Credit: UNAVAILABLE	<b>Highest Past Due</b> <b>C\$ 400,000</b>  Total Unfavorable Comme: UNAVAILABLE Largest High Credit: UNAVAILABLE Total Placed in Collections: 1 Largest High Credit: C\$ 85

TRADE PAYMENTS BY CREDIT EXTENDED			
\$ CREDIT EXTENDED	% OF PAYMENTS WITHIN TERMS	# PAYMENT EXPERIENCES	TOTAL & DOLLAR AMOUNT
OVER 100,000	 72%	40	C\$26,950,000
50,000 - 100,000	 88%	15	C\$985,000
15,000 - 49,999	 64%	14	C\$240,000
5,000 - 14,999	 63%	31	C\$235,000
1,000 - 4,999	 53%	36	C\$98,000
UNDER 1,000	 46%	39	C\$18,825

TRADE PAYMENTS BY INDUSTRY			
<a href="#">Collapse All</a>   <a href="#">Expand All</a>			
Industry Category	Number of Payment Experiences	Largest High Credit (C\$)	% Within Terms (Expand to View)
▼99 - Nonclassifiable Establishments	19	50,000	
9999 - Mailing Address	19	50,000	97
▼42 - Motor Freight Transportation And Warehousing	16	20,000	
4213 - Trucking, Long Distance	11	15,000	50
4212 - Local Trucking	5	20,000	68
▼50 - Wholesale Trade - Durable Goods	30	1,500,000	

5063 - Wholesales-Electrical Apparatus, Equipment, Wiring Supplies, Construction Materials	10	1,500,000	50
5072 - Wholesales-Hardware	5	60	100
5074 - Wholesales-Plumbing And Heating Equipment, And Supplies	5	900	40
5085 - Wholesales-Industrial Supplies	5	65,000	100
5051 - Wholesales-Ferrous And Nonferrous Metal Semi-Finished Products	5	800,000	50
↘51 - Wholesale Trade - Nondurable Goods	5	4,000	
5111 - Wholesales-Printing And Writing Paper	5	4,000	50
↘55 - Automotive Dealers And Gasoline Service Stations	5	8,000	
5511 - Retails-Motor Vehicles (New And Used)	5	8,000	50
↘28 - Chemicals And Allied Products	10	200,000	
2813 - Mfrs Industrial Gases	5	200,000	50
2851 - Mfrs Paints, Varnishes, Lacquers, Enamels, And Allied Products	5	3,000	62

#### TRADE LINES

Date of Experience	Payment Status	Selling Terms	High Credit (C\$)	Now Owes (C\$)	Past Due (C\$)	Months Since Last Sale
09/2021	Prompt	Net 30 days	750	0	0	6-12
09/2021	Slow	-	400	0	0	6-12
09/2021	Prompt	-	6,000	0	0	6-12
09/2021	Prompt to Slow	Net 30 days	1,500,000	1,500,000	200,000	1
09/2021	Prompt to Slow	-	3,500	400	75	1
09/2021	Prompt	-	15,000	10,000	0	1
09/2021	Prompt	-	85,000	55,000	0	1
09/2021	Prompt to Slow	-	500,000	100,000	10,000	1
09/2021	Prompt	-	50,000	15,000	1,500	1
09/2021	Prompt	-	7,000	6,000	0	1
09/2021	Prompt to Slow	-	50,000	25,000	6,000	1
09/2021	Prompt	-	800,000	0	0	4-5
09/2021	Prompt	-	100	100	0	1
09/2021	Prompt to Slow	-	900	0	0	6-12

09/2021	Slow	-	800	100	100	1
09/2021	Prompt	-	3,500	0	0	2-3
09/2021	Prompt to Slow	-	100,000	10,000	10,000	1
09/2021	Prompt	-	700,000	600,000	70,000	1
09/2021	Prompt	-	600	0	0	6-12
09/2021	Prompt	-	75	75	0	1
09/2021	Prompt	-	250,000	100,000	15,000	1
09/2021	Prompt	-	1,500	1,500	0	1
08/2021	Prompt	Net 30 days	200	0	0	6-12
08/2021	Prompt to Slow	Net 30 days	2,000	1,500	1,500	1
08/2021	Prompt to Slow	Net 30 days	8,000	0	0	6-12
08/2021	Prompt	-	250,000	75,000	3,500	1
08/2021	Prompt to Slow	-	800,000	0	0	6-12
08/2021	Slow	-	800	800	600	1
08/2021	Prompt	-	50,000	15,000	400	1
08/2021	Slow	-	900	0	0	4-5
08/2021	Prompt to Slow	-	6,000	3,500	3,500	4-5
08/2021	Prompt	-	800,000	0	0	2-3
08/2021	Prompt	-	3,500	0	0	2-3
08/2021	Prompt to Slow	-	100,000	25,000	10,000	1
08/2021	Prompt	-	7,000	3,500	0	1
08/2021	Slow	Net 30 days	2,000	1,500	1,500	2-3
08/2021	Prompt to Slow	-	500,000	300,000	10,000	1
08/2021	Prompt	-	85,000	15,000	0	1
08/2021	Prompt to Slow	-	3,500	3,500	0	1
08/2021	Prompt to Slow	-	200,000	45,000	4,000	1
08/2021	Prompt	-	15,000	10,000	0	1
08/2021	Prompt to Slow	Net 30 days	1,500,000	1,000,000	200,000	1
08/2021	Slow	-	400	0	0	6-12
08/2021	Prompt to Slow	Net 30 days	2,500	0	0	6-12
08/2021	Prompt to Slow	Net 30 days	10,000	700	400	1
07/2021	Prompt	-	60	0	0	6-12

07/2021	Prompt to Slow	Net 30 days	1,500,000	1,000,000	200,000	1
07/2021	Prompt	-	50,000	50,000	0	1
07/2021	Prompt	-	15,000	10,000	3,500	1
07/2021	Prompt to Slow	-	500,000	300,000	30,000	1
07/2021	Prompt	-	8,000	5,000	0	1
07/2021	Prompt	-	800,000	0	0	2-3
07/2021	Slow	Net 30 days	2,000	2,000	2,000	1
07/2021	Prompt	-	250,000	80,000	9,000	1
07/2021	Prompt to Slow	-	6,000	3,500	3,500	4-5
07/2021	Prompt to Slow	-	800,000	0	0	6-12
07/2021	Prompt to Slow	Net 30 days	8,000	0	0	6-12
07/2021	Prompt to Slow	Net 30 days	10,000	2,500	2,000	1
06/2021	Prompt	-	0	0	-	1
06/2021	Prompt to Slow	Net 30 days	2,500	0	0	4-5
06/2021	Prompt to Slow	-	1,500	800	0	1
06/2021	Prompt to Slow	-	800,000	0	0	6-12
06/2021	Prompt	-	25,000	25,000	0	1
06/2021	Prompt to Slow	Net 30 days	10,000	3,500	1,500	1
06/2021	Prompt	-	50,000	15,000	200	1
06/2021	Prompt to Slow	-	900	0	0	2-3
06/2021	Prompt	-	800,000	0	0	1
06/2021	Slow	Net 30 days	2,000	2,000	1,500	1
06/2021	Prompt	-	85,000	0	0	1
06/2021	Prompt to Slow	-	3,500	800	100	1
06/2021	Prompt to Slow	-	200,000	60,000	1,000	1
06/2021	Prompt	-	15,000	15,000	3,500	1
06/2021	Prompt to Slow	Net 30 days	1,500,000	1,500,000	400,000	1
06/2021	Prompt	-	6,000	0	0	2-3
06/2021	Slow	-	400	0	0	6-12
06/2021	Slow	-	600	600	0	1
06/2021	Prompt	Net 30 days	750	0	0	6-12
06/2021	Prompt to Slow	Net 30 days	15,000	15,000	2,000	1



06/2021	Prompt	-	60	0	0	6-12
06/2021	Prompt	Net 30 days	3,000	1,500	0	1

## EVENTS

### LEGAL EVENTS

The following Public Filing data is for information purposes only and is not the official record. Certified copies can only be obtained from the official source.

SUITS		JUDGEMENTS		LIENS		UCC FILINGS	
TOTAL	0	TOTAL	0	TOTAL	0	TOTAL	12
LAST FILING DATE	-	LAST FILING DATE	-	LAST FILING DATE	-	LAST FILING DATE	02/18/2021

General: The public record items contained in this report may have been paid, terminated, vacated or released prior to the date this was reported. This information may not be reproduced in whole or in part by any means of reproduction.

UCC Filings: There may be additional UCC Filings in the D&B file on this company which are available by contacting 1-800-234-3867.

Suits, Liens, Judgements: There may be additional suits, liens, or judgements in D&B's file on this company available in the U.S. Public Records Database that are also covered under your contract. If you would like more information on this database, please contact the Customer Resource Center at 1-800-234-3867.

Lien: A lien holder can file the same lien in more than one filing location. The appearance of multiple liens filed by the same lien holder against a debtor may be indicative of such an occurrence.

### EVENTS

#### Suit - Discontinuance

Filing Date 2018-06-13

Filing Number TORSU580828-17

#### PPSA - Personal Property Security Act

Filing Date 2021-02-18

Filing Number 769964787

Assets Covered Book Debts

Creditors HSBC BANK PLC, AS AGENT

Debtors NEW FLYER INDUSTRIES CANADA ULC

Debtors NEW FLYER INDUSTRIES CANADA ULC

Debtors NEW FLYER INDUSTRIES CANADA ULC

#### PPSA - Personal Property Security Act

Filing Date 2021-02-18

Filing Number 202102748303

Assets Covered Property

Creditors	HSBC Bank plc, as Agent
Debtors	New Flyer Industries Canada ULC
Debtors	New Flyer Industries Canada ULC
Debtors	New Flyer Industries Canada ULC

**PPSA - Personal Property Security Act**

Filing Date	2021-02-18
Filing Number	202102748303
Assets Covered	Property
Creditors	HSBC Corporate Trustee Company (UK) Limited, as Se
Debtors	New Flyer Industries Canada ULC
Debtors	New Flyer Industries Canada ULC
Debtors	New Flyer Industries Canada ULC

**PPSA - Personal Property Security Act**

Filing Date	2021-02-08
Filing Number	769731786
Assets Covered	Book Debts
Creditors	THE BANK OF NOVA SCOTIA
Debtors	NEW FLYER INDUSTRIES CANADA ULC
Debtors	NEW FLYER INDUSTRIES CANADA ULC
Debtors	NEW FLYER INDUSTRIES CANADA ULC

**PPSA - Personal Property Security Act**

Filing Date	2021-02-08
Filing Number	202102080507
Assets Covered	Property
Creditors	The Bank of Nova Scotia
Debtors	New Flyer Industries Canada ULC
Debtors	New Flyer Industries Canada ULC
Debtors	New Flyer Industries Canada ULC

**PPSA - Personal Property Security Act**

Filing Date	2021-02-08
Filing Number	202102080507
Assets Covered	Property
Creditors	The Bank of Nova Scotia, as Administrative Agent

Debtors	New Flyer Industries Canada ULC
---------	---------------------------------

Debtors	New Flyer Industries Canada ULC
---------	---------------------------------

Debtors	New Flyer Industries Canada ULC
---------	---------------------------------

**PPSA - Personal Property Security Act**

Filing Date	2020-09-26
-------------	------------

Filing Number	202015876800
---------------	--------------

Assets Covered	Property
----------------	----------

Creditors	Wells Fargo Equipment Finance Company
-----------	---------------------------------------

Debtors	NEW FLYER INDUSTRIES CANADA ULC
---------	---------------------------------

Debtors	NEW FLYER INDUSTRIES CANADA ULC
---------	---------------------------------

Debtors	NEW FLYER INDUSTRIES CANADA ULC
---------	---------------------------------

**PPSA - Personal Property Security Act**

Filing Date	2018-12-18
-------------	------------

Filing Number	201822649500
---------------	--------------

Assets Covered	Property
----------------	----------

Creditors	BAL GLOBAL FINANCE CANADA CORPORATION
-----------	---------------------------------------

Debtors	NEW FLYER INDUSTRIES CANADA ULC
---------	---------------------------------

Debtors	NEW FLYER INDUSTRIES CANADA ULC
---------	---------------------------------

Debtors	NEW FLYER INDUSTRIES CANADA ULC
---------	---------------------------------

**PPSA - Personal Property Security Act**

Filing Date	2018-12-18
-------------	------------

Filing Number	201822649500
---------------	--------------

Assets Covered	Property
----------------	----------

Creditors	BAL GLOBAL FINANCE CANADA CORPORATION
-----------	---------------------------------------

Debtors	NEW FLYER INDUSTRIES CANADA ULC
---------	---------------------------------

Debtors	NEW FLYER INDUSTRIES CANADA ULC
---------	---------------------------------

Debtors	NEW FLYER INDUSTRIES CANADA ULC
---------	---------------------------------

**PPSA - Personal Property Security Act**

Filing Date	2018-02-16
-------------	------------

Filing Number	201802785203
---------------	--------------

Assets Covered	Property
----------------	----------

Creditors	TRUMPF Inc.
-----------	-------------

Debtors	New Flyer Industries Canada ULC
---------	---------------------------------

Debtors	New Flyer Industries Canada ULC
---------	---------------------------------

Debtors	New Flyer Industries Canada ULC
---------	---------------------------------

**PPSA - Personal Property Security Act**

Filing Date	2017-04-27
-------------	------------

Filing Number	727017435
---------------	-----------

Assets Covered	Book Debts
----------------	------------

Creditors	THE BANK OF NOVA SCOTIA
-----------	-------------------------

Debtors	NEW FLYER HOLDINGS CANADA INC.
---------	--------------------------------

Debtors	NEW FLYER HOLDINGS CANADA INC.
---------	--------------------------------

Debtors	NEW FLYER HOLDINGS CANADA INC.
---------	--------------------------------

**PPSA - Personal Property Security Act**

Filing Date	2017-01-20
-------------	------------

Filing Number	724227462
---------------	-----------

Assets Covered	Equipment
----------------	-----------

Creditors	BAL GLOBAL FINANCE CANADA CORPORATION
-----------	---------------------------------------

Debtors	NEW FLYER INDUSTRIES CANADA ULC
---------	---------------------------------

Debtors	NEW FLYER INDUSTRIES CANADA ULC
---------	---------------------------------

Debtors	NEW FLYER INDUSTRIES CANADA ULC
---------	---------------------------------

**Merger/Scission - Amalgamation**

Filing Date	2008-09-02
-------------	------------

events-panel:publication	Canadian Report System
--------------------------	------------------------

Absorbed Company	1420886 Alberta ULC and New Flyer Industries Canada ULC
------------------	---

**COMPANY EVENTS**

There are no company events recorded for this business.

**SPECIAL EVENTS**

There are no special events recorded for this business.

## Financials

D&B currently has no financial information on file for this company.

## COMPANY PROFILE

### COMPANY OVERVIEW

**D-U-N-S**

20-571-5469

**Mailing Address**

711 Kernaghan Ave, Winnipeg  
MB R2C 3T4, CA

**Annual Sales**

-

**Business Form**

Corporation

**Telephone**

+1 204-224-1251

**Employees**

2,100

**Date Incorporated**

-

**Fax**

-

**Age (Year Started)**

16 years (2005)

**State of Incorporation**

Ab

**Website**

-

**Named Principal**

Paul Soubry, President

**Ownership**

-

**Line of Business**

Manufactures motor busses

**SIC**

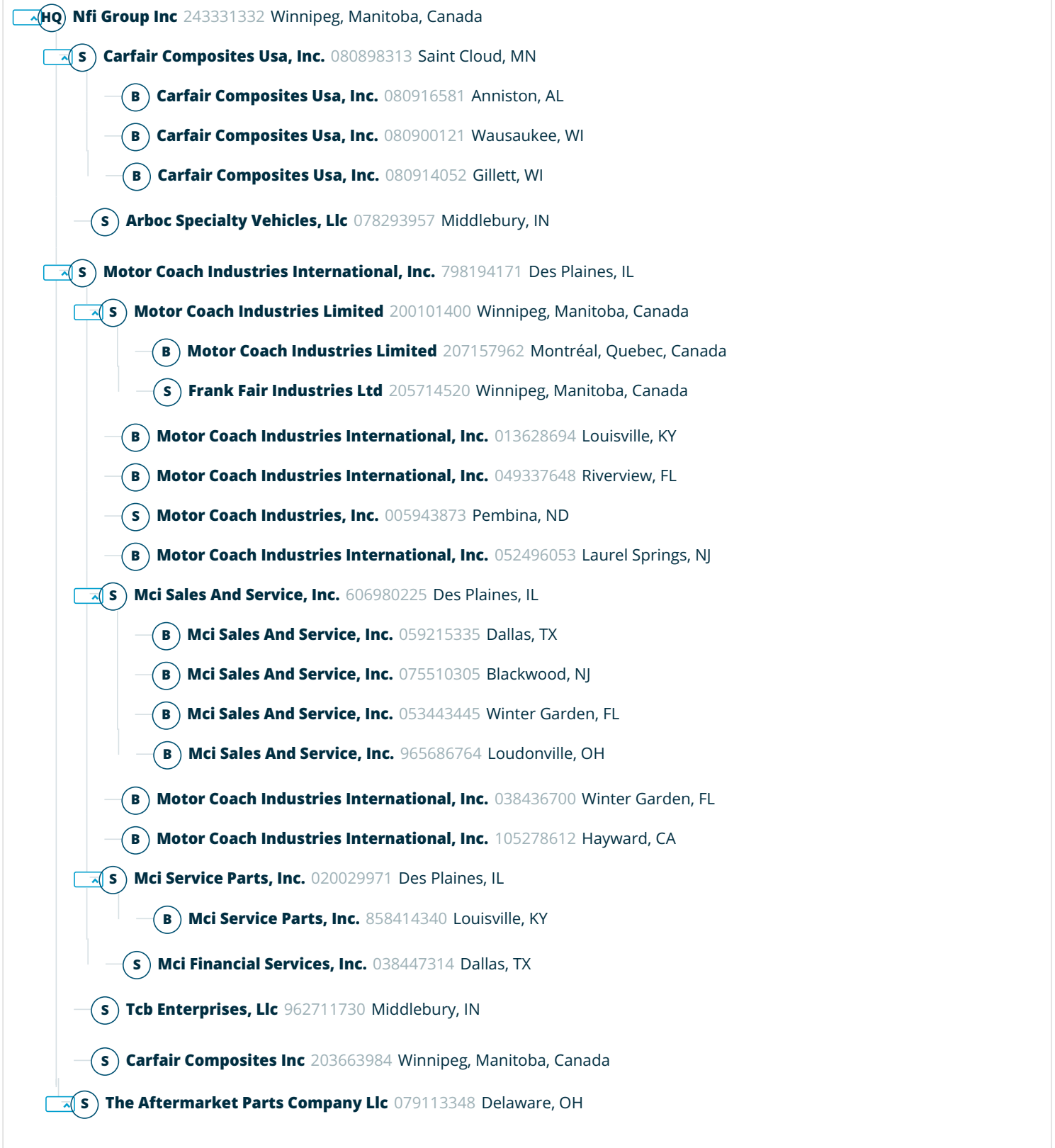
37110013

# OWNERSHIP

## FAMILY TREE SUMMARY

Members in the Tree	Subsidiaries of this Company	Branches of this Company
57	22	34

## FAMILY TREE





- **B The Aftermarket Parts Company Llc** 930233577 Anniston, AL
- **B The Aftermarket Parts Company Llc** 876479846 Mira Loma, CA
- **B The Aftermarket Parts Company Llc** 067686851 Delaware, OH

**S Nfi International Limited** 225024242

**S Alexander Dennis Limited** 738758304

- **S Alexander Dennis Incorporated** 789440877 Canyon Lake, CA
- **B Alexander Dennis Limited** 364813365
- **S Alexander Dennis México, S.a. De C.v.** 951582901 México, Ciudad De Mexico, Mexico
- **S Alexander Dennis (asia Pacific) Limited** 663002426
- **S Alexander Dennis (canada) Inc** 200781397 Concord, Ontario, Canada
  - **B Alexander Dennis (canada) Inc** 203344049 Ottawa, Ontario, Canada
  - **B Alexander Dennis Limited** 232930060
  - **S Alexander Dennis Germany Gmbh** 313565964 Berlin, Berlin, Germany

**S New Flyer Industries Canada Ulc** 205715469 Winnipeg, Manitoba, Canada

**S New Flyer Of America Inc.** 621887959 Saint Cloud, MN

- **B New Flyer Of America Inc.** 018955388 Erlanger, KY
- **B New Flyer Of America Inc.** 038254327 Upland, CA
- **B New Flyer Of America Inc.** 013883133 Puyallup, WA
- **B New Flyer Of America Inc.** 617917737 Chatsworth, CA
- **B New Flyer Of America Inc.** 080188850 Crookston, MN
- **B New Flyer Of America Inc.** 062610569 Ontario, CA
- **B New Flyer Of America Inc.** 080180135 Anniston, AL
- **B New Flyer Of America Inc.** 101311243 Shepherdsville, KY
- **B New Flyer Of America Inc.** 036034602 Hebron, KY
- **B New Flyer Of America Inc.** 130072382 Tacoma, WA
- **B New Flyer Of America Inc.** 018392370 Jamestown, NY
- **B New Flyer Industries Canada Ulc** 253884415 Winnipeg, Manitoba, Canada
- **S Aftermarket Parts Company Llc, The** 203554084 Winnipeg, Manitoba, Canada
- **B New Flyer Industries Canada Ulc** 201807083 Winnipeg, Manitoba, Canada
- **B New Flyer Industries Canada Ulc** 242531738 Winnipeg, Manitoba, Canada